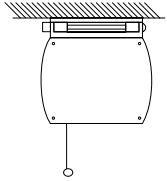
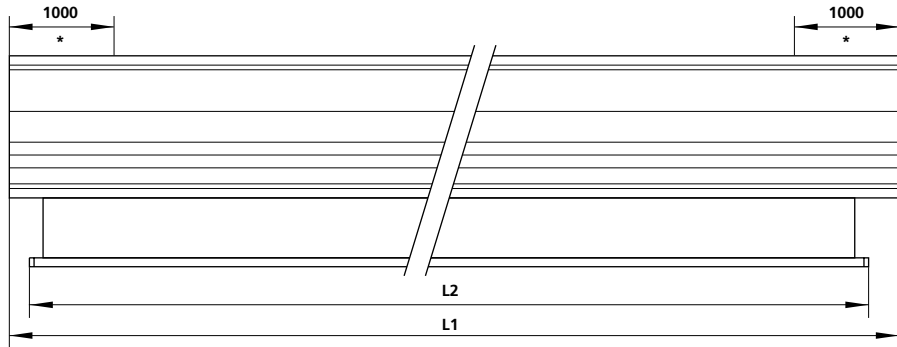


# Technical drawing

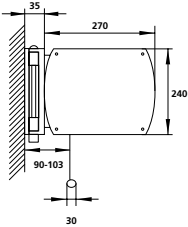
## Ceiling Mounting



\* Max. space for mounting brackets

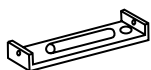


## Wall Mounting



Screen size	Dimensions (in cm)		Torque (Nm)	Speed (rpm)	Input (Watt)	Tractive power (kg)	# seconds to roll up/down
	L1	L2					
400x450cm	470	458	30	17	240	115	32
450x450cm	470	458	30	17	240	115	36
400x500cm	520	508	30	17	240	125	32
450x500cm	520	508	30	17	240	125	36
500x500cm	520	608	30	17	240	125	40
400x600cm	620	608	30	17	240	145	32
450x600cm	620	608	30	17	240	145	40
500x600cm	620	608	30	17	240	150	32
400x700cm	720	708	30	17	240	165	42
450x700cm	720	708	30	17	240	170	36
500x700cm	720	708	30	17	240	170	40

## Mounting equipment



A (2x)



B (2x)



C (4x)



D (8x)



E (8x)  
M10 x 35



F (8x)  
M10x20



G (2x)



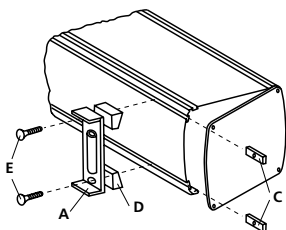
H (2x)



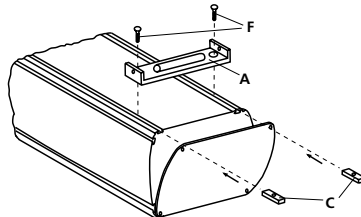
I (2x)

## Mounting

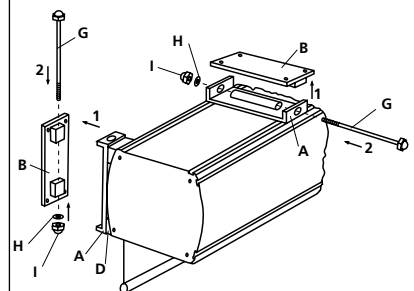
### 1a Wall Mounting



### 1b Ceiling Mounting



### 1c Wall/Ceiling Mounting



## Mounting instruction